

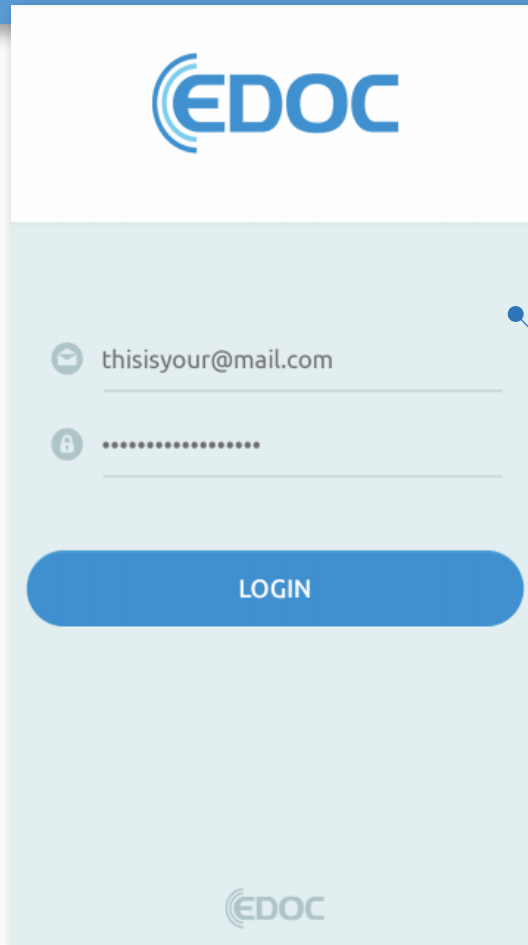


REDESIGN

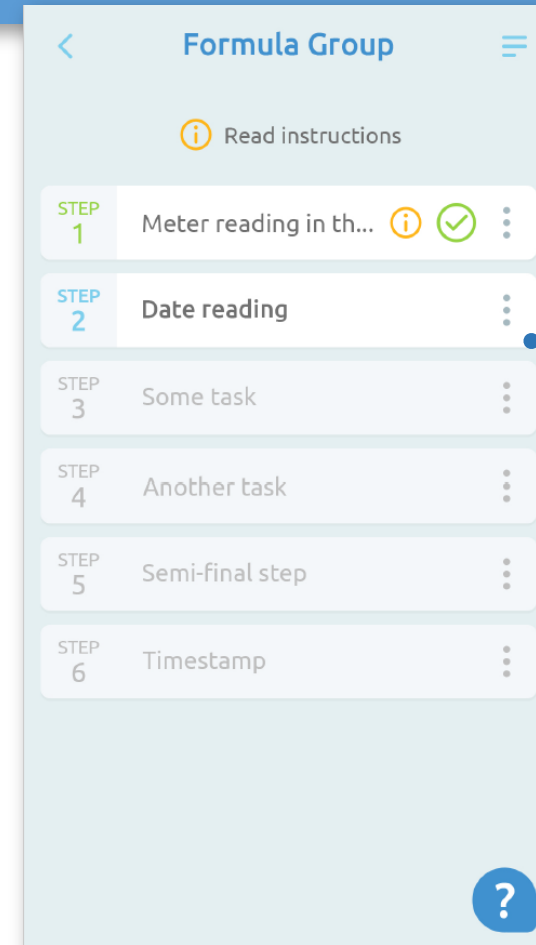
A new and improved EDOC Mob

Easier access

The new and improved design of EDOC will make daily use more comfortable and efficient



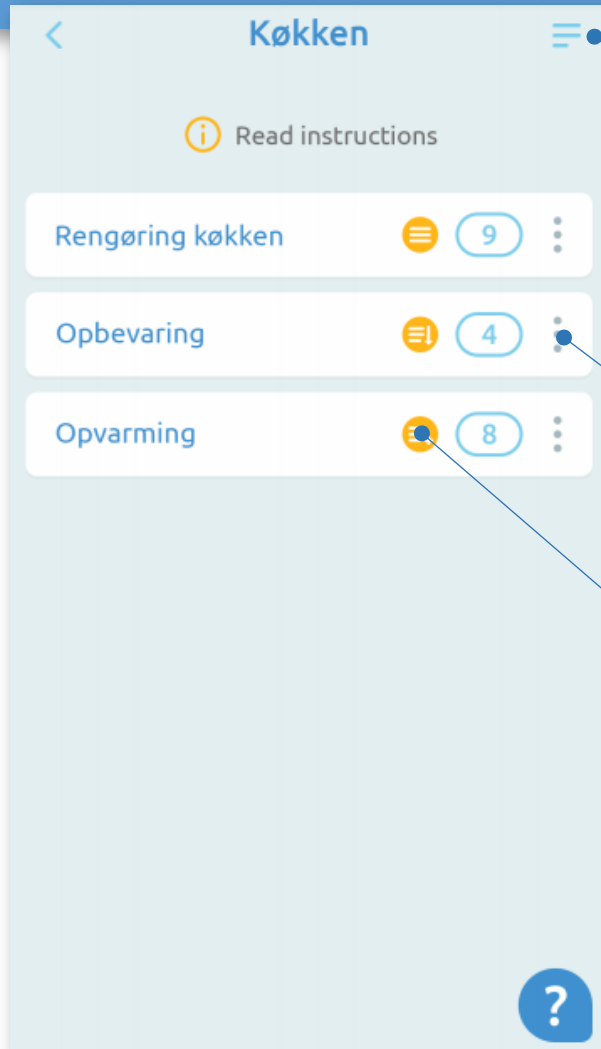
No more need to remember your user ID – simply use your e-mail!



Clear guidance through processes.

Improved user experience

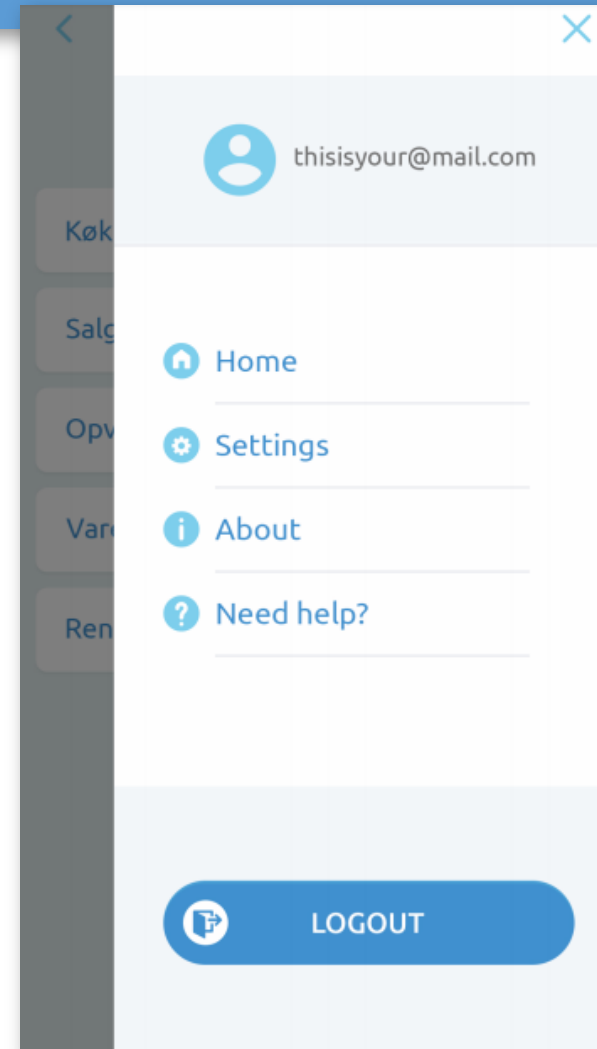
The new and improved design of EDOC will make daily use more comfortable and efficient



Easy-to-reach menu that does not require additional clicking

Get your report here

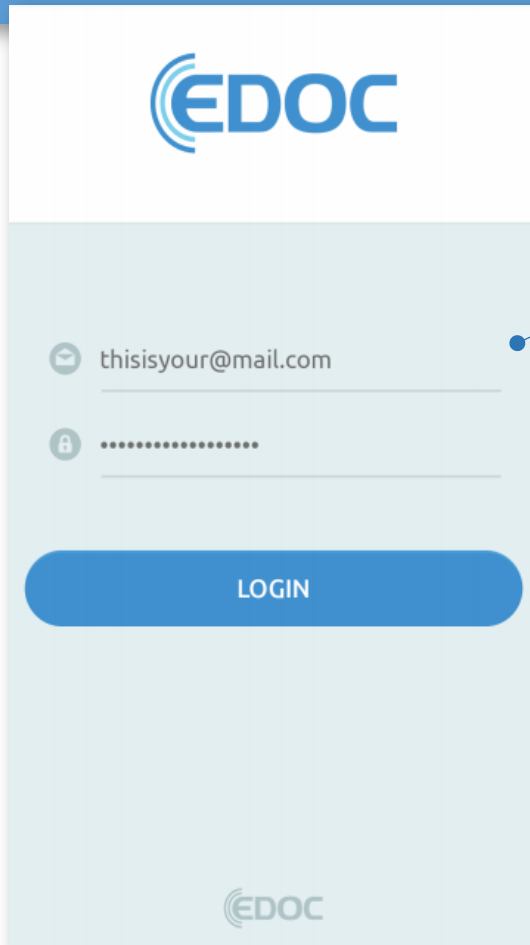
Click for more info and procedures



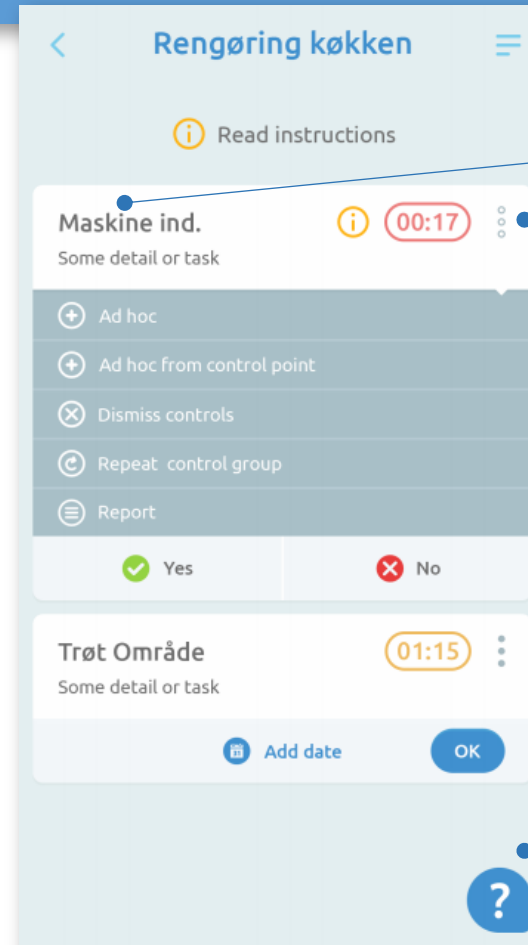
Simple exiting that does not interrupt your tasks.

Quicker navigation

The new and improved design of EDOC will make daily use more comfortable and efficient



Simplified design,
reducing the
number of clicks to
reach the desired
result and complete
daily tasks as
efficiently as
possible.



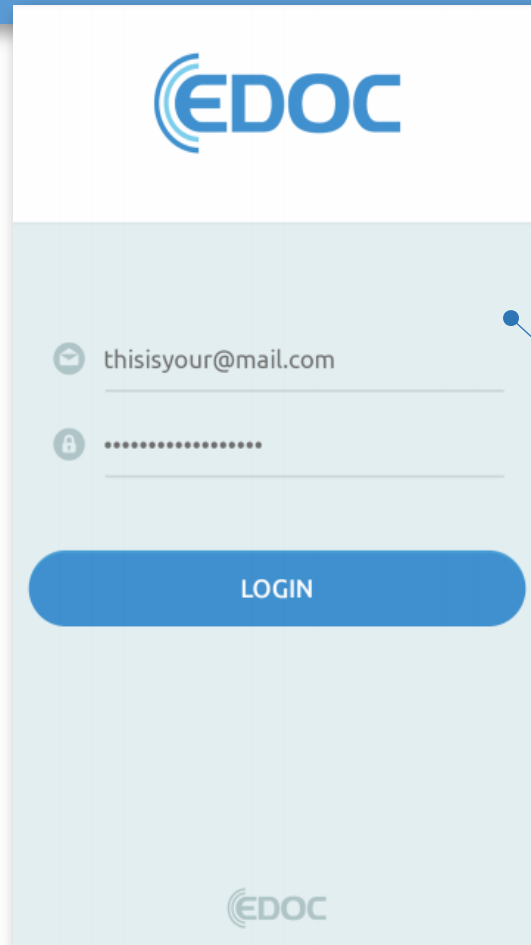
Open control point
or control group.

Fast access to all
control point
actions.

Always reachable
support
information.

Online - all the time

The new and improved design of EDOC will make daily use more comfortable and efficient



A mockup of the EDOC login interface. At the top is the EDOC logo. Below it are two input fields: the first contains the email address 'thisisyour@mail.com' and the second contains a masked password '.....'. A blue 'LOGIN' button is positioned below the password field. The EDOC logo is also visible at the bottom of the screen.

The option to work offline has been removed. This means that no more syncing will be needed.



You are ensured that all data will update and save immediately.

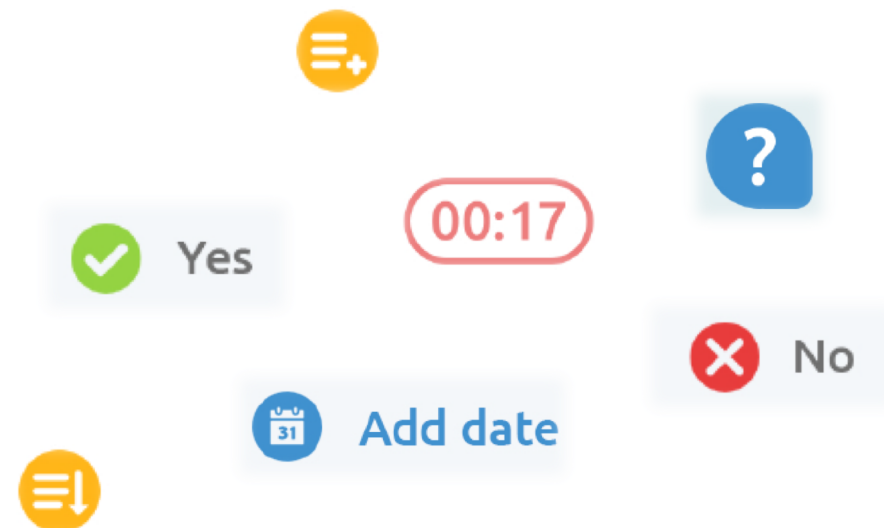
A pleasant view

The new and improved design of EDOC will make daily use more comfortable and efficient

The screenshot shows the 'Metropol' app interface. At the top, there is a back arrow, the title 'Metropol', and a menu icon. Below this is a 'Read instructions' button with an information icon. The main content area features a list of tasks, each with a label, a count in a rounded rectangle, and a three-dot menu icon: 'Køkken' (21), 'Salgsområde' (4), 'Opvask' (7), 'Varemodtagelse' (5), and 'Rengøring Baglokale' (11). A blue question mark icon is located at the bottom right.

The screenshot shows the 'Rengøring køkken' (Kitchen cleaning) task detail screen. It includes a back arrow, the title 'Rengøring køkken', and a menu icon. Below is a 'Read instructions' button. The task is titled 'Maskine ind.' with a duration of '00:17' and a three-dot menu icon. A list of actions is shown: 'Ad hoc', 'Ad hoc from control point', 'Dismiss controls', 'Repeat control group', and 'Report'. Below this is a 'Yes' button with a green checkmark and a 'No' button with a red X. The next task is 'Trøt Område' with a duration of '01:15' and a three-dot menu icon. At the bottom, there is an 'Add date' button with a calendar icon and an 'OK' button. A blue question mark icon is at the bottom right.

Clear buttons, self-explanatory icons
and a better user experience



Food Waste

Track the amount of food you waste and what it costs you

The image displays three overlapping mobile application screens for food waste tracking, each with a light blue header and a white body. Each screen features a back arrow, a title, a main instruction, input fields, an 'Extra info' field, a confirmation button, and the EDOC logo at the bottom.

- Price per kg screen:** The title is 'Price per kg'. The instruction is 'Type in the price per kg for the subject'. It has a 'Price' input field and an 'Extra info' field. The confirmation button is labeled 'GEM & SEND'.
- Quantity kg screen:** The title is 'Quantity kg'. The instruction is 'Type in the quantity of wasted food in kg'. It has a 'kg' input field and an 'Extra info' field. The confirmation button is labeled 'GEM & SEND'.
- Subject screen:** The title is 'Subject'. The instruction is 'Indicate which subject is being measured'. It has a dropdown menu with 'Cold dish' selected and an 'Extra info' field. The confirmation button is labeled 'GEM & SEND'.

Just type in the facts of your food waste and the calculation will be done for you.

Your administor can easily configure these fields to make it as efficient as possible.

Food Waste

Track the amount of food you waste and what it costs you

2018-10-30 13:35 (torsdag)	Subject	Michael	Cold dish	✓	⚠	
2018-11-01 12:23 (torsdag)	Price pr. kg	Michael	15 kr	✓	⚠	
2018-11-01 12:23 (torsdag)	Quantity kg	Michael	1.3 kg	✓	⚠	
	Food Waste in DKK		19.5 DKK			
	Total quantity		1.3 kg			
2018-11-01 12:23 (torsdag)	Subject	Michael	Hot dish	✓	⚠	
2018-11-01 12:23 (torsdag)	Price pr. kg	Michael	17 kr	✓	⚠	
2018-11-01 12:27 (torsdag)	Quantity kg	Michael	0.2 kg	⚡	⚠	
	Afvigelse...:					Too much food
	Korrigerende handling...:					Make food in smaller amounts.
	Food Waste in DKK		3.4 DKK			
	Total quantity		0.2 kg			
2018-11-01 12:28 (torsdag)	Subject	Michael	Salad	✓	⚠	Leaf salad
2018-11-01 12:28 (torsdag)	Price pr. kg	Michael	9 kr	✓	⚠	
2018-11-01 12:28 (torsdag)	Quantity kg	Michael	2 kg	✓	⚠	
	Food Waste in DKK		18.0 DKK			
	Total quantity		2.0 kg			
2018-11-01 12:28 (torsdag)	Subject	Michael	Fruits	✓	⚠	
2018-11-01 12:28 (torsdag)	Price pr. kg	Michael	29 kr	✓	⚠	
2018-11-01 12:28 (torsdag)	Quantity kg	Michael	3.3 kg	✓	⚠	
	Food Waste in DKK		95.7 DKK			
	Total quantity		3.3 kg			

Choose an interval you want to see and track your food waste.

Photo Function

A picture says a 1000 words

< Rengøring køkken

i Read instructions

Clean tiles 00:17
Some detail or task

✓ Yes ✗ No

+ Add photo

Trøt Område 01:15
Some detail or task

+ Add date OK

?

< Rengøring køkken

i Read instructions

Clean tiles 00:17
Some detail or task

✓ Yes ✗ No

+ Add photo

Trøt Område 01:15
Some detail or task

+ Add date OK

?

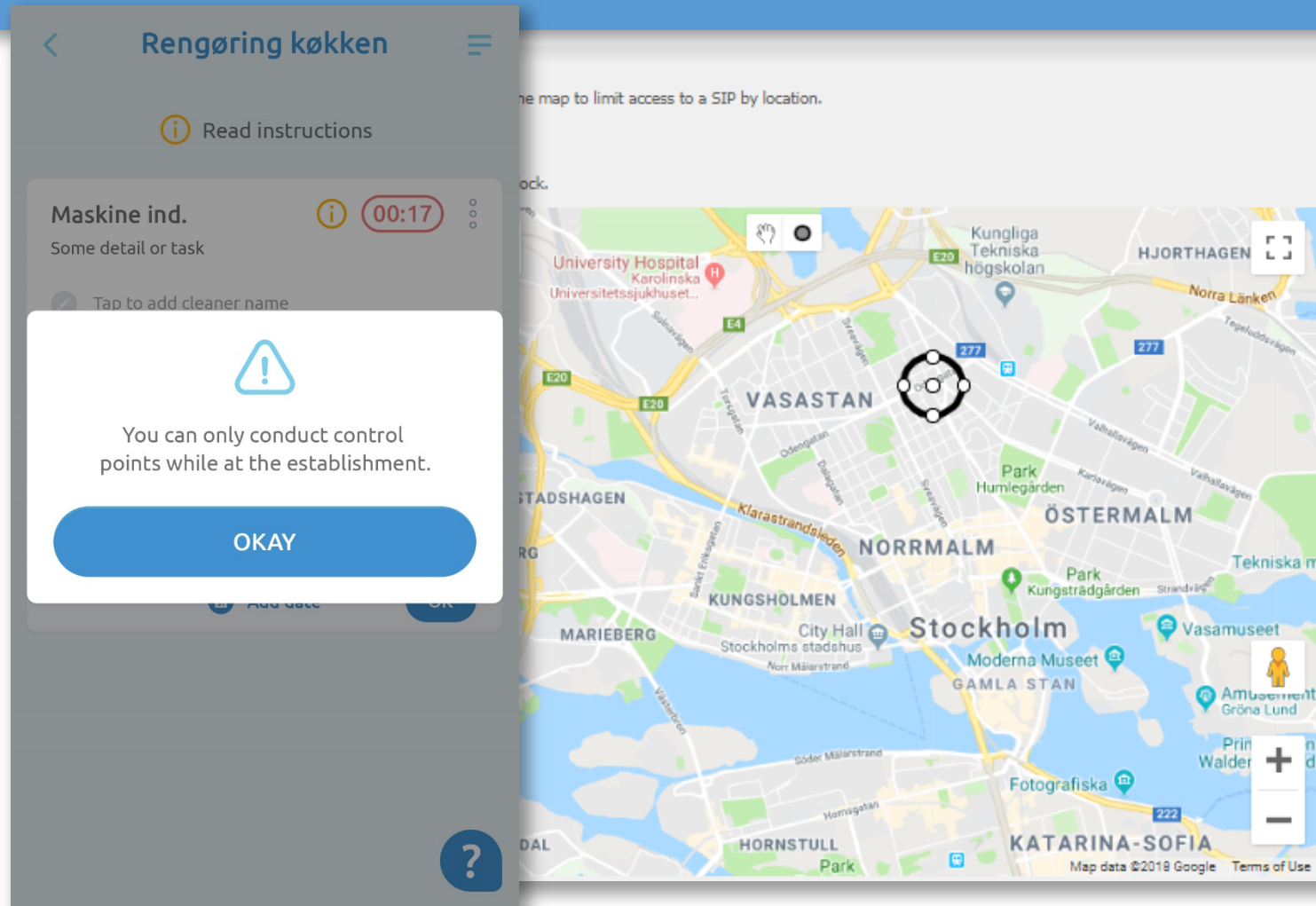


Adding a photo to a control point can provide additional details about how the work has been conducted.

You can add existing photos from your mobile device or take a picture on the spot.

GPS Lock

Ensure that the inspections are conducted on the right spot



Outline the zone within which employees will be allowed complete controls. This will ensure that the work is completed on the spot and on time.